

| Ejercicio del Presupuesto | Egresos | | Egresos Modificado | Egresos Comprometido | Egresos Devengado | Egresos Ejercido | Egresos Pagado | Subejercicio | |
|---------------------------|--|------------------------------|--------------------|----------------------|-------------------|------------------|-----------------|-----------------|----------------|
| | Aprobado Al 31/12/2024 | Ampliaciones / (Reducciones) | | | | | | | |
| 140 | INGRESOS PROPIOS | | | | | | | | |
| 1000 | SERVICIOS PERSONALES | \$18,778,475.03 | \$459,282.87 | \$19,237,757.90 | \$12,762,151.05 | \$12,762,151.05 | \$12,762,151.05 | \$12,762,151.05 | \$6,475,606.85 |
| 1100 | REMUNERACIONES AL PERSONAL DE CARÁCTER PERMANENTE | \$12,192,777.68 | -\$1,499.94 | \$12,191,277.74 | \$8,527,977.08 | \$8,527,977.08 | \$8,527,977.08 | \$8,527,977.08 | \$3,663,300.66 |
| 1130 | Sueldos base al personal permanente | \$12,192,777.68 | -\$1,499.94 | \$12,191,277.74 | \$8,527,977.08 | \$8,527,977.08 | \$8,527,977.08 | \$8,527,977.08 | \$3,663,300.66 |
| 1131 | Sueldos base al personal permanente | \$12,192,777.68 | -\$1,499.94 | \$12,191,277.74 | \$8,527,977.08 | \$8,527,977.08 | \$8,527,977.08 | \$8,527,977.08 | \$3,663,300.66 |
| 1200 | REMUNERACIONES AL PERSONAL DE CARÁCTER TRANSITORIO | \$500,000.00 | \$375,000.03 | \$875,000.03 | \$1,090,251.59 | \$1,090,251.59 | \$1,090,251.59 | \$1,090,251.59 | -\$215,251.56 |
| 1220 | Sueldos base al personal eventual | \$500,000.00 | \$375,000.03 | \$875,000.03 | \$1,090,251.59 | \$1,090,251.59 | \$1,090,251.59 | \$1,090,251.59 | -\$215,251.56 |
| 1221 | Sueldos base al personal eventual | \$500,000.00 | \$375,000.03 | \$875,000.03 | \$1,090,251.59 | \$1,090,251.59 | \$1,090,251.59 | \$1,090,251.59 | -\$215,251.56 |
| 1300 | REMUNERACIONES ADICIONALES Y ESPECIALES | \$3,452,150.87 | \$74,999.97 | \$3,527,150.84 | \$1,585,182.62 | \$1,585,182.62 | \$1,585,182.62 | \$1,585,182.62 | \$1,941,968.22 |
| 1310 | Primas por años de servicios efectivos prestados | \$347,670.51 | \$0.00 | \$347,670.51 | \$234,622.17 | \$234,622.17 | \$234,622.17 | \$234,622.17 | \$113,048.34 |
| 1311 | Primas por años de servicios efectivos prestados | \$347,670.51 | \$0.00 | \$347,670.51 | \$234,622.17 | \$234,622.17 | \$234,622.17 | \$234,622.17 | \$113,048.34 |
| 1320 | Primas de vacaciones, dominical y gratificación de fin de año | \$1,875,763.76 | \$0.00 | \$1,875,763.76 | \$360,241.14 | \$360,241.14 | \$360,241.14 | \$360,241.14 | \$1,515,522.62 |
| 1321 | Primas de vacaciones, dominical y gratificación de fin de año | \$1,875,763.76 | \$0.00 | \$1,875,763.76 | \$360,241.14 | \$360,241.14 | \$360,241.14 | \$360,241.14 | \$1,515,522.62 |
| 1330 | Horas extraordinarias | \$1,128,716.60 | \$0.00 | \$1,128,716.60 | \$783,512.09 | \$783,512.09 | \$783,512.09 | \$783,512.09 | \$345,204.51 |
| 1331 | Horas extraordinarias | \$1,128,716.60 | \$0.00 | \$1,128,716.60 | \$783,512.09 | \$783,512.09 | \$783,512.09 | \$783,512.09 | \$345,204.51 |
| 1340 | Compensaciones | \$100,000.00 | \$74,999.97 | \$174,999.97 | \$206,807.22 | \$206,807.22 | \$206,807.22 | \$206,807.22 | -\$31,807.25 |
| 1341 | Compensaciones | \$100,000.00 | \$74,999.97 | \$174,999.97 | \$206,807.22 | \$206,807.22 | \$206,807.22 | \$206,807.22 | -\$31,807.25 |
| 1400 | SEGURIDAD SOCIAL | \$80,000.00 | \$10,782.81 | \$90,782.81 | \$94,377.08 | \$94,377.08 | \$94,377.08 | \$94,377.08 | -\$3,594.27 |
| 1440 | Aportaciones para seguros | \$80,000.00 | \$10,782.81 | \$90,782.81 | \$94,377.08 | \$94,377.08 | \$94,377.08 | \$94,377.08 | -\$3,594.27 |
| 1441 | Aportaciones para seguros | \$80,000.00 | \$10,782.81 | \$90,782.81 | \$94,377.08 | \$94,377.08 | \$94,377.08 | \$94,377.08 | -\$3,594.27 |
| 1500 | OTRAS PRESTACIONES SOCIALES Y ECONÓMICAS | \$2,553,546.48 | \$0.00 | \$2,553,546.48 | \$1,464,362.68 | \$1,464,362.68 | \$1,464,362.68 | \$1,464,362.68 | \$1,089,183.80 |
| 1510 | Cuotas para el fondo de ahorro y fondo de trabajo | \$557,546.48 | \$0.00 | \$557,546.48 | \$423,189.85 | \$423,189.85 | \$423,189.85 | \$423,189.85 | \$134,356.63 |
| 1511 | Cuotas para el fondo de ahorro y fondo de trabajo | \$557,546.48 | \$0.00 | \$557,546.48 | \$423,189.85 | \$423,189.85 | \$423,189.85 | \$423,189.85 | \$134,356.63 |
| 1520 | Indemnizaciones | \$400,000.00 | \$0.00 | \$400,000.00 | \$0.00 | \$0.00 | \$0.00 | \$0.00 | \$400,000.00 |
| 1521 | Indemnizaciones | \$400,000.00 | \$0.00 | \$400,000.00 | \$0.00 | \$0.00 | \$0.00 | \$0.00 | \$400,000.00 |
| 1590 | Otras prestaciones sociales y económicas | \$1,596,000.00 | \$0.00 | \$1,596,000.00 | \$1,041,172.83 | \$1,041,172.83 | \$1,041,172.83 | \$1,041,172.83 | \$554,827.17 |
| 1591 | Otras prestaciones sociales y económicas | \$1,596,000.00 | \$0.00 | \$1,596,000.00 | \$1,041,172.83 | \$1,041,172.83 | \$1,041,172.83 | \$1,041,172.83 | \$554,827.17 |
| 2000 | MATERIALES Y SUMINISTROS | \$8,276,500.00 | \$739,500.12 | \$9,016,000.12 | \$8,225,401.62 | \$8,224,342.13 | \$7,938,727.68 | \$7,938,727.68 | \$791,657.99 |
| 2100 | MATERIALES DE ADMINISTRACIÓN, EMISIÓN DE DOCUMENTOS Y ARTÍCULOS OFICIALES | \$165,000.00 | \$127,500.03 | \$292,500.03 | \$318,769.59 | \$318,769.59 | \$312,930.16 | \$312,930.16 | -\$26,269.56 |
| 2110 | Materiales, útiles y equipos menores de oficina | \$120,000.00 | \$0.00 | \$120,000.00 | \$104,247.70 | \$104,247.70 | \$98,408.27 | \$98,408.27 | \$15,752.30 |
| 2111 | Materiales, útiles y equipos menores de oficina | \$120,000.00 | \$0.00 | \$120,000.00 | \$104,247.70 | \$104,247.70 | \$98,408.27 | \$98,408.27 | \$15,752.30 |



| | | | | | | | | | |
|-------------|--|-----------------------|---------------------|-----------------------|-----------------------|-----------------------|-----------------------|-----------------------|---------------------|
| 2120 | Materiales y útiles de impresión y reproducción | \$10,000.00 | \$26,250.03 | \$36,250.03 | \$44,460.00 | \$44,460.00 | \$44,460.00 | \$44,460.00 | -\$8,209.97 |
| 2121 | Materiales y útiles de impresión y reproducción | \$10,000.00 | \$26,250.03 | \$36,250.03 | \$44,460.00 | \$44,460.00 | \$44,460.00 | \$44,460.00 | -\$8,209.97 |
| 2140 | Materiales, útiles y equipos menores de tecnologías de la | \$10,000.00 | \$90,000.00 | \$100,000.00 | \$137,425.80 | \$137,425.80 | \$137,425.80 | \$137,425.80 | -\$37,425.80 |
| 2141 | Materiales, útiles y equipos menores de tecnologías de la | \$10,000.00 | \$90,000.00 | \$100,000.00 | \$137,425.80 | \$137,425.80 | \$137,425.80 | \$137,425.80 | -\$37,425.80 |
| 2150 | Material impreso e información digital | \$5,000.00 | \$0.00 | \$5,000.00 | \$0.00 | \$0.00 | \$0.00 | \$0.00 | \$5,000.00 |
| 2151 | Material impreso e información digital | \$5,000.00 | \$0.00 | \$5,000.00 | \$0.00 | \$0.00 | \$0.00 | \$0.00 | \$5,000.00 |
| 2160 | Material de limpieza | \$20,000.00 | \$11,250.00 | \$31,250.00 | \$32,636.09 | \$32,636.09 | \$32,636.09 | \$32,636.09 | -\$1,386.09 |
| 2161 | Material de limpieza | \$20,000.00 | \$11,250.00 | \$31,250.00 | \$32,636.09 | \$32,636.09 | \$32,636.09 | \$32,636.09 | -\$1,386.09 |
| 2200 | ALIMENTOS Y UTENSILIOS | \$70,000.00 | \$0.00 | \$70,000.00 | \$59,637.40 | \$59,637.40 | \$59,637.40 | \$59,637.40 | \$10,362.60 |
| 2210 | Productos alimenticios para personas | \$70,000.00 | \$0.00 | \$70,000.00 | \$59,637.40 | \$59,637.40 | \$59,637.40 | \$59,637.40 | \$10,362.60 |
| 2211 | Productos alimenticios para personas | \$70,000.00 | \$0.00 | \$70,000.00 | \$59,637.40 | \$59,637.40 | \$59,637.40 | \$59,637.40 | \$10,362.60 |
| 2300 | MATERIAS PRIMAS Y MATERIALES DE PRODUCCIÓN Y COMERCIALIZACIÓN | \$750,000.00 | \$0.00 | \$750,000.00 | \$427,435.00 | \$427,435.00 | \$402,895.00 | \$402,895.00 | \$322,565.00 |
| 2380 | Mercancías adquiridas para su comercialización | \$750,000.00 | \$0.00 | \$750,000.00 | \$427,435.00 | \$427,435.00 | \$402,895.00 | \$402,895.00 | \$322,565.00 |
| 2381 | Mercancías adquiridas para su comercialización | \$750,000.00 | \$0.00 | \$750,000.00 | \$427,435.00 | \$427,435.00 | \$402,895.00 | \$402,895.00 | \$322,565.00 |
| 2400 | MATERIALES Y ARTÍCULOS DE CONSTRUCCIÓN Y DE REPARACIÓN | \$2,705,000.00 | \$349,499.97 | \$3,054,499.97 | \$3,015,519.81 | \$3,015,519.32 | \$2,898,193.07 | \$2,898,193.07 | \$38,980.65 |
| 2410 | Productos minerales no metálicos | \$140,000.00 | \$119,999.97 | \$259,999.97 | \$305,049.25 | \$305,048.84 | \$294,947.14 | \$294,947.14 | -\$45,048.87 |
| 2411 | Productos minerales no metálicos | \$140,000.00 | \$119,999.97 | \$259,999.97 | \$305,049.25 | \$305,048.84 | \$294,947.14 | \$294,947.14 | -\$45,048.87 |
| 2420 | Cemento y productos de concreto | \$800,000.00 | -\$60,000.03 | \$739,999.97 | \$542,621.39 | \$542,621.39 | \$533,224.84 | \$533,224.84 | \$197,378.58 |
| 2421 | Cemento y productos de concreto | \$800,000.00 | -\$60,000.03 | \$739,999.97 | \$542,621.39 | \$542,621.39 | \$533,224.84 | \$533,224.84 | \$197,378.58 |
| 2430 | Cal, yeso y productos de yeso | \$5,000.00 | \$0.00 | \$5,000.00 | \$0.00 | \$0.00 | \$0.00 | \$0.00 | \$5,000.00 |
| 2431 | Cal, yeso y productos de yeso | \$5,000.00 | \$0.00 | \$5,000.00 | \$0.00 | \$0.00 | \$0.00 | \$0.00 | \$5,000.00 |
| 2440 | Madera y productos de madera | \$10,000.00 | \$4,500.00 | \$14,500.00 | \$15,504.14 | \$15,504.13 | \$15,504.13 | \$15,504.13 | -\$1,004.13 |
| 2441 | Madera y productos de madera | \$10,000.00 | \$4,500.00 | \$14,500.00 | \$15,504.14 | \$15,504.13 | \$15,504.13 | \$15,504.13 | -\$1,004.13 |
| 2460 | Material eléctrico y electrónico | \$250,000.00 | \$0.00 | \$250,000.00 | \$172,300.73 | \$172,300.73 | \$171,240.39 | \$171,240.39 | \$77,699.27 |
| 2461 | Material eléctrico y electrónico | \$250,000.00 | \$0.00 | \$250,000.00 | \$172,300.73 | \$172,300.73 | \$171,240.39 | \$171,240.39 | \$77,699.27 |
| 2470 | Artículos metálicos para la construcción | \$100,000.00 | \$60,000.03 | \$160,000.03 | \$151,719.64 | \$151,719.64 | \$145,775.67 | \$145,775.67 | \$8,280.39 |
| 2471 | Artículos metálicos para la construcción | \$100,000.00 | \$60,000.03 | \$160,000.03 | \$151,719.64 | \$151,719.64 | \$145,775.67 | \$145,775.67 | \$8,280.39 |
| 2490 | Otros materiales y artículos de construcción y reparación | \$1,400,000.00 | \$225,000.00 | \$1,625,000.00 | \$1,828,324.66 | \$1,828,324.59 | \$1,737,500.90 | \$1,737,500.90 | -\$203,324.59 |
| 2491 | Otros materiales y artículos de construcción y reparación | \$1,400,000.00 | \$225,000.00 | \$1,625,000.00 | \$1,828,324.66 | \$1,828,324.59 | \$1,737,500.90 | \$1,737,500.90 | -\$203,324.59 |
| 2500 | PRODUCTOS QUÍMICOS, FARMACÉUTICOS Y DE LABORATORIO | \$1,501,500.00 | \$225,000.09 | \$1,726,500.09 | \$1,650,176.48 | \$1,649,117.48 | \$1,629,422.83 | \$1,629,422.83 | \$77,382.61 |
| 2530 | Medicinas y productos farmacéuticos | \$500,000.00 | \$225,000.09 | \$725,000.09 | \$774,676.48 | \$773,617.48 | \$753,922.83 | \$753,922.83 | -\$48,617.39 |
| 2531 | Medicinas y productos farmacéuticos | \$500,000.00 | \$225,000.09 | \$725,000.09 | \$774,676.48 | \$773,617.48 | \$753,922.83 | \$753,922.83 | -\$48,617.39 |
| 2540 | Materiales, accesorios y suministros médicos | \$1,500.00 | \$0.00 | \$1,500.00 | \$0.00 | \$0.00 | \$0.00 | \$0.00 | \$1,500.00 |
| 2541 | Materiales, accesorios y suministros médicos | \$1,500.00 | \$0.00 | \$1,500.00 | \$0.00 | \$0.00 | \$0.00 | \$0.00 | \$1,500.00 |
| 2590 | Otros productos químicos | \$1,000,000.00 | \$0.00 | \$1,000,000.00 | \$875,500.00 | \$875,500.00 | \$875,500.00 | \$875,500.00 | \$124,500.00 |
| 2591 | Otros productos químicos | \$1,000,000.00 | \$0.00 | \$1,000,000.00 | \$875,500.00 | \$875,500.00 | \$875,500.00 | \$875,500.00 | \$124,500.00 |
| 2600 | COMBUSTIBLES, LUBRICANTES Y ADITIVOS | \$2,500,000.00 | \$0.00 | \$2,500,000.00 | \$2,229,777.39 | \$2,229,777.39 | \$2,112,373.61 | \$2,112,373.61 | \$270,222.61 |
| 2610 | Combustibles, lubricantes y aditivos | \$2,500,000.00 | \$0.00 | \$2,500,000.00 | \$2,229,777.39 | \$2,229,777.39 | \$2,112,373.61 | \$2,112,373.61 | \$270,222.61 |
| 2611 | Combustibles, lubricantes y aditivos | \$2,500,000.00 | \$0.00 | \$2,500,000.00 | \$2,229,777.39 | \$2,229,777.39 | \$2,112,373.61 | \$2,112,373.61 | \$270,222.61 |

| | | | | | | | | | |
|-------------|---|------------------------|------------------------|------------------------|------------------------|------------------------|------------------------|------------------------|-----------------------|
| 2700 | VESTUARIO, BLANCOS, PRENDAS DE PROTECCIÓN Y | \$185,000.00 | \$0.00 | \$185,000.00 | \$153,671.53 | \$153,671.53 | \$153,671.53 | \$153,671.53 | \$31,328.47 |
| 2710 | Vestuario y uniformes | \$160,000.00 | \$0.00 | \$160,000.00 | \$150,277.07 | \$150,277.07 | \$150,277.07 | \$150,277.07 | \$9,722.93 |
| 2711 | Vestuario y uniformes | \$160,000.00 | \$0.00 | \$160,000.00 | \$150,277.07 | \$150,277.07 | \$150,277.07 | \$150,277.07 | \$9,722.93 |
| 2720 | Prendas de seguridad y protección personal | \$25,000.00 | \$0.00 | \$25,000.00 | \$3,394.46 | \$3,394.46 | \$3,394.46 | \$3,394.46 | \$21,605.54 |
| 2721 | Prendas de seguridad y protección personal | \$25,000.00 | \$0.00 | \$25,000.00 | \$3,394.46 | \$3,394.46 | \$3,394.46 | \$3,394.46 | \$21,605.54 |
| 2900 | HERRAMIENTAS, REFACCIONES Y ACCESORIOS MENORES | \$400,000.00 | \$37,500.03 | \$437,500.03 | \$370,414.42 | \$370,414.42 | \$369,604.08 | \$369,604.08 | \$67,085.61 |
| 2910 | Herramientas menores | \$40,000.00 | \$37,500.03 | \$77,500.03 | \$70,559.51 | \$70,559.51 | \$70,559.51 | \$70,559.51 | \$6,940.52 |
| 2911 | Herramientas menores | \$40,000.00 | \$37,500.03 | \$77,500.03 | \$70,559.51 | \$70,559.51 | \$70,559.51 | \$70,559.51 | \$6,940.52 |
| 2920 | Refacciones y accesorios menores de edificios | \$10,000.00 | \$0.00 | \$10,000.00 | \$0.00 | \$0.00 | \$0.00 | \$0.00 | \$10,000.00 |
| 2921 | Refacciones y accesorios menores de edificios | \$10,000.00 | \$0.00 | \$10,000.00 | \$0.00 | \$0.00 | \$0.00 | \$0.00 | \$10,000.00 |
| 2930 | Refacciones y accesorios menores de mobiliario y equipo de | \$5,000.00 | \$0.00 | \$5,000.00 | \$0.00 | \$0.00 | \$0.00 | \$0.00 | \$5,000.00 |
| 2931 | Refacciones y accesorios menores de mobiliario y equipo de | \$5,000.00 | \$0.00 | \$5,000.00 | \$0.00 | \$0.00 | \$0.00 | \$0.00 | \$5,000.00 |
| 2940 | Refacciones y accesorios menores de equipo de cómputo y | \$15,000.00 | \$0.00 | \$15,000.00 | \$12,830.77 | \$12,830.77 | \$12,830.77 | \$12,830.77 | \$2,169.23 |
| 2941 | Refacciones y accesorios menores de equipo de cómputo y | \$15,000.00 | \$0.00 | \$15,000.00 | \$12,830.77 | \$12,830.77 | \$12,830.77 | \$12,830.77 | \$2,169.23 |
| 2960 | Refacciones y accesorios menores de equipo de transporte | \$230,000.00 | \$0.00 | \$230,000.00 | \$233,813.16 | \$233,813.16 | \$233,002.82 | \$233,002.82 | -\$3,813.16 |
| 2961 | Refacciones y accesorios menores de equipo de transporte | \$230,000.00 | \$0.00 | \$230,000.00 | \$233,813.16 | \$233,813.16 | \$233,002.82 | \$233,002.82 | -\$3,813.16 |
| 2980 | Refacciones y accesorios menores de maquinaria y otros | \$100,000.00 | \$0.00 | \$100,000.00 | \$53,210.98 | \$53,210.98 | \$53,210.98 | \$53,210.98 | \$46,789.02 |
| 2981 | Refacciones y accesorios menores de maquinaria y otros | \$100,000.00 | \$0.00 | \$100,000.00 | \$53,210.98 | \$53,210.98 | \$53,210.98 | \$53,210.98 | \$46,789.02 |
| 3000 | SERVICIOS GENERALES | \$15,400,280.81 | -\$1,635,282.81 | \$13,764,998.00 | \$11,245,419.51 | \$11,245,419.51 | \$11,231,167.48 | \$11,231,167.48 | \$2,519,578.49 |
| 3100 | SERVICIOS BÁSICOS | \$10,315,780.81 | -\$2,227,782.78 | \$8,087,998.03 | \$6,650,150.51 | \$6,650,150.51 | \$6,649,677.23 | \$6,649,677.23 | \$1,437,847.52 |
| 3110 | Energía eléctrica | \$10,264,780.81 | -\$2,227,782.78 | \$8,036,998.03 | \$6,610,549.90 | \$6,610,549.90 | \$6,610,549.90 | \$6,610,549.90 | \$1,426,448.13 |
| 3111 | Energía eléctrica | \$10,264,780.81 | -\$2,227,782.78 | \$8,036,998.03 | \$6,610,549.90 | \$6,610,549.90 | \$6,610,549.90 | \$6,610,549.90 | \$1,426,448.13 |
| 3140 | Telefonía tradicional | \$50,000.00 | \$0.00 | \$50,000.00 | \$39,186.82 | \$39,186.82 | \$38,713.54 | \$38,713.54 | \$10,813.18 |
| 3141 | Telefonía tradicional | \$50,000.00 | \$0.00 | \$50,000.00 | \$39,186.82 | \$39,186.82 | \$38,713.54 | \$38,713.54 | \$10,813.18 |
| 3180 | Servicios postales y telegráficos | \$1,000.00 | \$0.00 | \$1,000.00 | \$413.79 | \$413.79 | \$413.79 | \$413.79 | \$586.21 |
| 3181 | Servicios postales y telegráficos | \$1,000.00 | \$0.00 | \$1,000.00 | \$413.79 | \$413.79 | \$413.79 | \$413.79 | \$586.21 |
| 3200 | SERVICIOS DE ARRENDAMIENTO | \$660,000.00 | \$329,999.94 | \$989,999.94 | \$1,069,587.96 | \$1,069,587.96 | \$1,063,169.21 | \$1,063,169.21 | -\$79,588.02 |
| 3230 | Arrendamiento de mobiliario y equipo de administración, | \$60,000.00 | \$0.00 | \$60,000.00 | \$69,650.00 | \$69,650.00 | \$63,231.25 | \$63,231.25 | -\$9,650.00 |
| 3231 | Arrendamiento de mobiliario y equipo de administración, | \$60,000.00 | \$0.00 | \$60,000.00 | \$69,650.00 | \$69,650.00 | \$63,231.25 | \$63,231.25 | -\$9,650.00 |
| 3260 | Arrendamiento de maquinaria, otros equipos y herramientas | \$100,000.00 | \$434,999.97 | \$534,999.97 | \$747,337.96 | \$747,337.96 | \$747,337.96 | \$747,337.96 | -\$212,337.99 |
| 3261 | Arrendamiento de maquinaria, otros equipos y herramientas | \$100,000.00 | \$434,999.97 | \$534,999.97 | \$747,337.96 | \$747,337.96 | \$747,337.96 | \$747,337.96 | -\$212,337.99 |
| 3290 | Otros arrendamientos | \$500,000.00 | -\$105,000.03 | \$394,999.97 | \$252,600.00 | \$252,600.00 | \$252,600.00 | \$252,600.00 | \$142,399.97 |
| 3291 | Otros arrendamientos | \$500,000.00 | -\$105,000.03 | \$394,999.97 | \$252,600.00 | \$252,600.00 | \$252,600.00 | \$252,600.00 | \$142,399.97 |
| 3300 | SERVICIOS PROFESIONALES, CIENTÍFICOS, TÉCNICOS Y OTROS SERVICIOS | \$847,000.00 | \$67,500.00 | \$914,500.00 | \$769,765.85 | \$769,765.85 | \$762,405.85 | \$762,405.85 | \$144,734.15 |
| 3310 | Servicios legales, de contabilidad, auditoría y relacionados | \$500,000.00 | \$0.00 | \$500,000.00 | \$401,872.06 | \$401,872.06 | \$401,872.06 | \$401,872.06 | \$98,127.94 |
| 3311 | Servicios legales, de contabilidad, auditoría y relacionados | \$500,000.00 | \$0.00 | \$500,000.00 | \$401,872.06 | \$401,872.06 | \$401,872.06 | \$401,872.06 | \$98,127.94 |
| 3330 | Servicios de consultoría administrativa, procesos, técnica y en | \$25,000.00 | \$29,999.97 | \$54,999.97 | \$65,181.18 | \$65,181.18 | \$65,181.18 | \$65,181.18 | -\$10,181.21 |
| 3331 | Servicios de consultoría administrativa, procesos, técnica y en | \$25,000.00 | \$29,999.97 | \$54,999.97 | \$65,181.18 | \$65,181.18 | \$65,181.18 | \$65,181.18 | -\$10,181.21 |
| 3340 | Servicios de capacitación | \$20,000.00 | \$0.00 | \$20,000.00 | \$0.00 | \$0.00 | \$0.00 | \$0.00 | \$20,000.00 |
| 3341 | Servicios de capacitación | \$20,000.00 | \$0.00 | \$20,000.00 | \$0.00 | \$0.00 | \$0.00 | \$0.00 | \$20,000.00 |

| | | | | | | | | | |
|-------------|--|-----------------------|---------------------|-----------------------|-----------------------|-----------------------|-----------------------|-----------------------|---------------------|
| 3360 | Servicios de apoyo administrativo, traducción, fotocopiado e impresión | \$2,000.00 | \$0.00 | \$2,000.00 | \$0.00 | \$0.00 | \$0.00 | \$0.00 | \$2,000.00 |
| 3361 | Servicios de apoyo administrativo, fotocopiado e impresión | \$2,000.00 | \$0.00 | \$2,000.00 | \$0.00 | \$0.00 | \$0.00 | \$0.00 | \$2,000.00 |
| 3390 | Servicios profesionales, científicos y técnicos integrales | \$300,000.00 | \$37,500.03 | \$337,500.03 | \$302,712.61 | \$302,712.61 | \$295,352.61 | \$295,352.61 | \$34,787.42 |
| 3391 | Servicios profesionales, científicos y técnicos integrales | \$300,000.00 | \$37,500.03 | \$337,500.03 | \$302,712.61 | \$302,712.61 | \$295,352.61 | \$295,352.61 | \$34,787.42 |
| 3400 | SERVICIOS FINANCIEROS, BANCARIOS Y COMERCIALES | \$60,000.00 | \$0.00 | \$60,000.00 | \$64,307.09 | \$64,307.09 | \$64,307.09 | \$64,307.09 | -\$4,307.09 |
| 3410 | Servicios financieros y bancarios | \$60,000.00 | \$0.00 | \$60,000.00 | \$64,307.09 | \$64,307.09 | \$64,307.09 | \$64,307.09 | -\$4,307.09 |
| 3411 | Servicios financieros y bancarios | \$60,000.00 | \$0.00 | \$60,000.00 | \$64,307.09 | \$64,307.09 | \$64,307.09 | \$64,307.09 | -\$4,307.09 |
| 3500 | SERVICIOS DE INSTALACIÓN, REPARACIÓN, MANTENIMIENTO Y CONSERVACIÓN | \$1,402,500.00 | \$60,000.03 | \$1,462,500.03 | \$1,318,102.59 | \$1,318,102.59 | \$1,318,102.59 | \$1,318,102.59 | \$144,397.44 |
| 3510 | Conservación y mantenimiento menor de inmuebles | \$30,000.00 | \$0.00 | \$30,000.00 | \$0.00 | \$0.00 | \$0.00 | \$0.00 | \$30,000.00 |
| 3511 | Conservación y mantenimiento menor de inmuebles | \$30,000.00 | \$0.00 | \$30,000.00 | \$0.00 | \$0.00 | \$0.00 | \$0.00 | \$30,000.00 |
| 3520 | Instalación, reparación y mantenimiento de mobiliario y equipo | \$5,000.00 | \$0.00 | \$5,000.00 | \$0.00 | \$0.00 | \$0.00 | \$0.00 | \$5,000.00 |
| 3521 | Instalación, reparación y mantenimiento de mobiliario y equipo | \$5,000.00 | \$0.00 | \$5,000.00 | \$0.00 | \$0.00 | \$0.00 | \$0.00 | \$5,000.00 |
| 3530 | Instalación, reparación y mantenimiento de equipo de cómputo y periféricos de la información | \$15,000.00 | \$0.00 | \$15,000.00 | \$12,450.00 | \$12,450.00 | \$12,450.00 | \$12,450.00 | \$2,550.00 |
| 3531 | Instalación, reparación y mantenimiento de equipo de cómputo y periféricos de la información | \$15,000.00 | \$0.00 | \$15,000.00 | \$12,450.00 | \$12,450.00 | \$12,450.00 | \$12,450.00 | \$2,550.00 |
| 3550 | Reparación y mantenimiento de equipo de transporte | \$250,000.00 | \$60,000.03 | \$310,000.03 | \$386,369.26 | \$386,369.26 | \$386,369.26 | \$386,369.26 | -\$76,369.23 |
| 3551 | Reparación y mantenimiento de equipo de transporte | \$250,000.00 | \$60,000.03 | \$310,000.03 | \$386,369.26 | \$386,369.26 | \$386,369.26 | \$386,369.26 | -\$76,369.23 |
| 3570 | Instalación, reparación y mantenimiento de maquinaria, otros | \$1,100,000.00 | \$0.00 | \$1,100,000.00 | \$919,283.33 | \$919,283.33 | \$919,283.33 | \$919,283.33 | \$180,716.67 |
| 3571 | Instalación, reparación y mantenimiento de maquinaria, otros | \$1,100,000.00 | \$0.00 | \$1,100,000.00 | \$919,283.33 | \$919,283.33 | \$919,283.33 | \$919,283.33 | \$180,716.67 |
| 3590 | Servicios de jardinería y fumigación | \$2,500.00 | \$0.00 | \$2,500.00 | \$0.00 | \$0.00 | \$0.00 | \$0.00 | \$2,500.00 |
| 3591 | Servicios de jardinería y fumigación | \$2,500.00 | \$0.00 | \$2,500.00 | \$0.00 | \$0.00 | \$0.00 | \$0.00 | \$2,500.00 |
| 3600 | SERVICIOS DE COMUNICACIÓN SOCIAL Y PUBLICIDAD | \$700,000.00 | \$135,000.00 | \$835,000.00 | \$877,966.07 | \$877,966.07 | \$877,966.07 | \$877,966.07 | -\$42,966.07 |
| 3610 | Difusión por radio, televisión y otros medios de mensajes sobre actividades gubernamentales | \$700,000.00 | \$135,000.00 | \$835,000.00 | \$877,966.07 | \$877,966.07 | \$877,966.07 | \$877,966.07 | -\$42,966.07 |
| 3611 | Difusión por radio, televisión y otros medios de mensajes sobre actividades gubernamentales | \$700,000.00 | \$135,000.00 | \$835,000.00 | \$877,966.07 | \$877,966.07 | \$877,966.07 | \$877,966.07 | -\$42,966.07 |
| 3700 | SERVICIOS DE TRASLADOS Y VIÁTICOS | \$50,000.00 | \$0.00 | \$50,000.00 | \$15,157.99 | \$15,157.99 | \$15,157.99 | \$15,157.99 | \$34,842.01 |
| 3750 | Viáticos en el país | \$40,000.00 | \$0.00 | \$40,000.00 | \$15,157.99 | \$15,157.99 | \$15,157.99 | \$15,157.99 | \$24,842.01 |
| 3751 | Viáticos en el país | \$40,000.00 | \$0.00 | \$40,000.00 | \$15,157.99 | \$15,157.99 | \$15,157.99 | \$15,157.99 | \$24,842.01 |
| 3780 | Servicios integrales de traslado y viáticos | \$5,000.00 | \$0.00 | \$5,000.00 | \$0.00 | \$0.00 | \$0.00 | \$0.00 | \$5,000.00 |
| 3781 | Servicios integrales de traslado y viáticos | \$5,000.00 | \$0.00 | \$5,000.00 | \$0.00 | \$0.00 | \$0.00 | \$0.00 | \$5,000.00 |
| 3790 | Otros servicios de traslado y hospedaje | \$5,000.00 | \$0.00 | \$5,000.00 | \$0.00 | \$0.00 | \$0.00 | \$0.00 | \$5,000.00 |
| 3791 | Otros servicios de traslado y hospedaje | \$5,000.00 | \$0.00 | \$5,000.00 | \$0.00 | \$0.00 | \$0.00 | \$0.00 | \$5,000.00 |
| 3800 | SERVICIOS OFICIALES | \$60,000.00 | \$0.00 | \$60,000.00 | \$27,667.50 | \$27,667.50 | \$27,667.50 | \$27,667.50 | \$32,332.50 |
| 3820 | Gastos de orden social y cultural | \$50,000.00 | \$0.00 | \$50,000.00 | \$27,667.50 | \$27,667.50 | \$27,667.50 | \$27,667.50 | \$22,332.50 |
| 3821 | Gastos de orden social y cultural | \$50,000.00 | \$0.00 | \$50,000.00 | \$27,667.50 | \$27,667.50 | \$27,667.50 | \$27,667.50 | \$22,332.50 |
| 3830 | Congresos y convenciones | \$10,000.00 | \$0.00 | \$10,000.00 | \$0.00 | \$0.00 | \$0.00 | \$0.00 | \$10,000.00 |
| 3831 | Congresos y convenciones | \$10,000.00 | \$0.00 | \$10,000.00 | \$0.00 | \$0.00 | \$0.00 | \$0.00 | \$10,000.00 |
| 3900 | OTROS SERVICIOS GENERALES | \$1,305,000.00 | \$0.00 | \$1,305,000.00 | \$452,713.95 | \$452,713.95 | \$452,713.95 | \$452,713.95 | \$852,286.05 |
| 3910 | Servicios funerarios y de cementerios | \$50,000.00 | \$0.00 | \$50,000.00 | \$0.00 | \$0.00 | \$0.00 | \$0.00 | \$50,000.00 |
| 3911 | Servicios funerarios y de cementerios | \$50,000.00 | \$0.00 | \$50,000.00 | \$0.00 | \$0.00 | \$0.00 | \$0.00 | \$50,000.00 |
| 3920 | Impuestos y derechos | \$800,000.00 | \$0.00 | \$800,000.00 | \$65,385.10 | \$65,385.10 | \$65,385.10 | \$65,385.10 | \$734,614.90 |

| | | | | | | | | | |
|-------------------------|---|------------------------|---------------------|------------------------|------------------------|------------------------|------------------------|------------------------|-----------------------|
| 3921 | Impuestos y derechos | \$800,000.00 | \$0.00 | \$800,000.00 | \$65,385.10 | \$65,385.10 | \$65,385.10 | \$65,385.10 | \$734,614.90 |
| 3950 | Penas, multas, accesorios y actualizaciones | \$65,000.00 | \$0.00 | \$65,000.00 | \$19,254.00 | \$19,254.00 | \$19,254.00 | \$19,254.00 | \$45,746.00 |
| 3951 | Penas, multas, accesorios y actualizaciones | \$65,000.00 | \$0.00 | \$65,000.00 | \$19,254.00 | \$19,254.00 | \$19,254.00 | \$19,254.00 | \$45,746.00 |
| 3980 | Impuesto sobre nóminas y otros que se deriven de una relación | \$390,000.00 | \$0.00 | \$390,000.00 | \$368,074.85 | \$368,074.85 | \$368,074.85 | \$368,074.85 | \$21,925.15 |
| 3981 | Impuesto sobre nóminas y otros que se deriven de una relación | \$390,000.00 | \$0.00 | \$390,000.00 | \$368,074.85 | \$368,074.85 | \$368,074.85 | \$368,074.85 | \$21,925.15 |
| 4000 | TRANSFERENCIAS, ASIGNACIONES, SUBSIDIOS Y | \$10,000.00 | \$61,499.88 | \$71,499.88 | \$73,951.24 | \$73,951.24 | \$73,951.24 | \$73,951.24 | -\$2,451.36 |
| 4400 | AYUDAS SOCIALES | \$10,000.00 | \$0.00 | \$10,000.00 | \$0.00 | \$0.00 | \$0.00 | \$0.00 | \$10,000.00 |
| 4410 | Ayudas sociales a personas | \$5,000.00 | \$0.00 | \$5,000.00 | \$0.00 | \$0.00 | \$0.00 | \$0.00 | \$5,000.00 |
| 4411 | Ayudas sociales a personas | \$5,000.00 | \$0.00 | \$5,000.00 | \$0.00 | \$0.00 | \$0.00 | \$0.00 | \$5,000.00 |
| 4430 | Ayudas sociales a instituciones de enseñanza | \$5,000.00 | \$0.00 | \$5,000.00 | \$0.00 | \$0.00 | \$0.00 | \$0.00 | \$5,000.00 |
| 4431 | Ayudas sociales a instituciones de enseñanza | \$5,000.00 | \$0.00 | \$5,000.00 | \$0.00 | \$0.00 | \$0.00 | \$0.00 | \$5,000.00 |
| 4500 | PENSIONES Y JUBILACIONES | \$0.00 | \$61,499.88 | \$61,499.88 | \$73,951.24 | \$73,951.24 | \$73,951.24 | \$73,951.24 | -\$12,451.36 |
| 4520 | Jubilaciones | \$0.00 | \$61,499.88 | \$61,499.88 | \$73,951.24 | \$73,951.24 | \$73,951.24 | \$73,951.24 | -\$12,451.36 |
| 4521 | Jubilaciones | \$0.00 | \$61,499.88 | \$61,499.88 | \$73,951.24 | \$73,951.24 | \$73,951.24 | \$73,951.24 | -\$12,451.36 |
| 5000 | BIENES MUEBLES, INMUEBLES E INTANGIBLES | \$205,000.00 | \$375,000.03 | \$580,000.03 | \$700,670.13 | \$700,670.13 | \$601,946.13 | \$601,946.13 | -\$120,670.10 |
| 5100 | MOBILIARIO Y EQUIPO DE ADMINISTRACIÓN | \$25,000.00 | \$90,000.00 | \$115,000.00 | \$137,426.95 | \$137,426.95 | \$137,426.95 | \$137,426.95 | -\$22,426.95 |
| 5110 | Muebles de oficina y estantería | \$5,000.00 | \$15,000.03 | \$20,000.03 | \$24,842.29 | \$24,842.29 | \$24,842.29 | \$24,842.29 | -\$4,842.26 |
| 5111 | Muebles de oficina y estantería | \$5,000.00 | \$15,000.03 | \$20,000.03 | \$24,842.29 | \$24,842.29 | \$24,842.29 | \$24,842.29 | -\$4,842.26 |
| 5150 | Equipo de cómputo y de tecnologías de la información | \$20,000.00 | \$74,999.97 | \$94,999.97 | \$112,584.66 | \$112,584.66 | \$112,584.66 | \$112,584.66 | -\$17,584.69 |
| 5151 | Equipo de cómputo y de tecnología de la información | \$20,000.00 | \$74,999.97 | \$94,999.97 | \$112,584.66 | \$112,584.66 | \$112,584.66 | \$112,584.66 | -\$17,584.69 |
| 5400 | VEHÍCULOS Y EQUIPO DE TRANSPORTE | \$50,000.00 | \$0.00 | \$50,000.00 | \$0.00 | \$0.00 | \$0.00 | \$0.00 | \$50,000.00 |
| 5490 | Otros equipos de transporte | \$50,000.00 | \$0.00 | \$50,000.00 | \$0.00 | \$0.00 | \$0.00 | \$0.00 | \$50,000.00 |
| 5491 | Otros equipos de transporte | \$50,000.00 | \$0.00 | \$50,000.00 | \$0.00 | \$0.00 | \$0.00 | \$0.00 | \$50,000.00 |
| 5600 | MAQUINARIA, OTROS EQUIPOS Y HERRAMIENTAS | \$130,000.00 | \$285,000.03 | \$415,000.03 | \$563,243.18 | \$563,243.18 | \$464,519.18 | \$464,519.18 | -\$148,243.15 |
| 5660 | Equipos de generación eléctrica, aparatos y accesorios | \$0.00 | \$60,750.00 | \$60,750.00 | \$80,000.00 | \$80,000.00 | \$80,000.00 | \$80,000.00 | -\$19,250.00 |
| 5661 | Equipos de generación eléctrica, aparatos y accesorios | \$0.00 | \$60,750.00 | \$60,750.00 | \$80,000.00 | \$80,000.00 | \$80,000.00 | \$80,000.00 | -\$19,250.00 |
| 5670 | Herramientas y máquinas-herramienta | \$30,000.00 | -\$749.97 | \$29,250.03 | \$9,060.38 | \$9,060.38 | \$9,060.38 | \$9,060.38 | \$20,189.65 |
| 5671 | Herramientas y máquinas-herramienta | \$30,000.00 | -\$749.97 | \$29,250.03 | \$9,060.38 | \$9,060.38 | \$9,060.38 | \$9,060.38 | \$20,189.65 |
| 5690 | Otros equipos | \$100,000.00 | \$225,000.00 | \$325,000.00 | \$474,182.80 | \$474,182.80 | \$375,458.80 | \$375,458.80 | -\$149,182.80 |
| 5691 | Otros equipos | \$100,000.00 | \$225,000.00 | \$325,000.00 | \$474,182.80 | \$474,182.80 | \$375,458.80 | \$375,458.80 | -\$149,182.80 |
| 6000 | INVERSIÓN PÚBLICA | \$105,000.00 | \$0.00 | \$105,000.00 | \$0.00 | \$0.00 | \$0.00 | \$0.00 | \$105,000.00 |
| 6200 | OBRA PÚBLICA EN BIENES PROPIOS | \$105,000.00 | \$0.00 | \$105,000.00 | \$0.00 | \$0.00 | \$0.00 | \$0.00 | \$105,000.00 |
| 6220 | Edificación no habitacional | \$105,000.00 | \$0.00 | \$105,000.00 | \$0.00 | \$0.00 | \$0.00 | \$0.00 | \$105,000.00 |
| 6221 | Edificación no habitacional | \$105,000.00 | \$0.00 | \$105,000.00 | \$0.00 | \$0.00 | \$0.00 | \$0.00 | \$105,000.00 |
| 8000 | PARTICIPACIONES Y APORTACIONES | \$132,000.00 | \$0.00 | \$132,000.00 | \$91,472.00 | \$91,472.00 | \$91,472.00 | \$91,472.00 | \$40,528.00 |
| 8500 | CONVENIOS | \$132,000.00 | \$0.00 | \$132,000.00 | \$91,472.00 | \$91,472.00 | \$91,472.00 | \$91,472.00 | \$40,528.00 |
| 8530 | Otros Convenios | \$132,000.00 | \$0.00 | \$132,000.00 | \$91,472.00 | \$91,472.00 | \$91,472.00 | \$91,472.00 | \$40,528.00 |
| 8531 | Otros Convenios | \$132,000.00 | \$0.00 | \$132,000.00 | \$91,472.00 | \$91,472.00 | \$91,472.00 | \$91,472.00 | \$40,528.00 |
| INGRESOS PROPIOS | | \$42,907,255.84 | \$0.09 | \$42,907,255.93 | \$33,099,065.55 | \$33,098,006.06 | \$32,699,415.58 | \$32,699,415.58 | \$9,809,249.87 |

170 SUBSIDIO

| | | | | | | | | | |
|-----------------|---------------------|--------------|--------|--------------|--------------|--------------|--------------|--------------|--------------|
| 3000 | SERVICIOS GENERALES | \$900,000.00 | \$0.00 | \$900,000.00 | \$616,254.61 | \$616,254.61 | \$616,254.61 | \$616,254.61 | \$283,745.39 |
| 3100 | SERVICIOS BÁSICOS | \$900,000.00 | \$0.00 | \$900,000.00 | \$616,254.61 | \$616,254.61 | \$616,254.61 | \$616,254.61 | \$283,745.39 |
| 3110 | Energía eléctrica | \$900,000.00 | \$0.00 | \$900,000.00 | \$616,254.61 | \$616,254.61 | \$616,254.61 | \$616,254.61 | \$283,745.39 |
| 3111 | Energía eléctrica | \$900,000.00 | \$0.00 | \$900,000.00 | \$616,254.61 | \$616,254.61 | \$616,254.61 | \$616,254.61 | \$283,745.39 |
| SUBSIDIO | | \$900,000.00 | \$0.00 | \$900,000.00 | \$616,254.61 | \$616,254.61 | \$616,254.61 | \$616,254.61 | \$283,745.39 |

250 RECURSO FEDERAL (PRODDER)

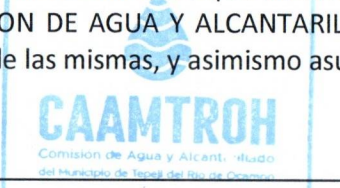

| | | | | | | | | | |
|----------------------------------|--|--------------|--------|--------------|--------|--------|--------|--------|--------------|
| 2000 | MATERIALES Y SUMINISTROS | \$700,000.00 | \$0.00 | \$700,000.00 | \$0.00 | \$0.00 | \$0.00 | \$0.00 | \$700,000.00 |
| 2400 | MATERIALES Y ARTÍCULOS DE CONSTRUCCIÓN Y DE REPARACIÓN | \$700,000.00 | \$0.00 | \$700,000.00 | \$0.00 | \$0.00 | \$0.00 | \$0.00 | \$700,000.00 |
| 2490 | Otros materiales y artículos de construcción y reparación | \$700,000.00 | \$0.00 | \$700,000.00 | \$0.00 | \$0.00 | \$0.00 | \$0.00 | \$700,000.00 |
| 2491 | Otros materiales y artículos de construcción y reparación | \$700,000.00 | \$0.00 | \$700,000.00 | \$0.00 | \$0.00 | \$0.00 | \$0.00 | \$700,000.00 |
| 3000 | SERVICIOS GENERALES | \$230,000.00 | \$0.00 | \$230,000.00 | \$0.00 | \$0.00 | \$0.00 | \$0.00 | \$230,000.00 |
| 3500 | SERVICIOS DE INSTALACIÓN, REPARACIÓN, MANTENIMIENTO Y CONSERVACIÓN | \$230,000.00 | \$0.00 | \$230,000.00 | \$0.00 | \$0.00 | \$0.00 | \$0.00 | \$230,000.00 |
| 3570 | Instalación, reparación y mantenimiento de maquinaria, otros | \$230,000.00 | \$0.00 | \$230,000.00 | \$0.00 | \$0.00 | \$0.00 | \$0.00 | \$230,000.00 |
| 3571 | Instalación, reparación y mantenimiento de maquinaria, otros | \$230,000.00 | \$0.00 | \$230,000.00 | \$0.00 | \$0.00 | \$0.00 | \$0.00 | \$230,000.00 |
| RECURSO FEDERAL (PRODDER) | | \$930,000.00 | \$0.00 | \$930,000.00 | \$0.00 | \$0.00 | \$0.00 | \$0.00 | \$930,000.00 |

251 RECURSOS (PROSANEAR)

| | | | | | | | | | |
|-----------------------------|--------------------------------|--------------|--------|--------------|--------|--------|--------|--------|--------------|
| 6000 | INVERSIÓN PÚBLICA | \$350,000.00 | \$0.00 | \$350,000.00 | \$0.00 | \$0.00 | \$0.00 | \$0.00 | \$350,000.00 |
| 6200 | OBRA PÚBLICA EN BIENES PROPIOS | \$350,000.00 | \$0.00 | \$350,000.00 | \$0.00 | \$0.00 | \$0.00 | \$0.00 | \$350,000.00 |
| 6220 | Edificación no habitacional | \$350,000.00 | \$0.00 | \$350,000.00 | \$0.00 | \$0.00 | \$0.00 | \$0.00 | \$350,000.00 |
| 6221 | Edificación no habitacional | \$350,000.00 | \$0.00 | \$350,000.00 | \$0.00 | \$0.00 | \$0.00 | \$0.00 | \$350,000.00 |
| RECURSOS (PROSANEAR) | | \$350,000.00 | \$0.00 | \$350,000.00 | \$0.00 | \$0.00 | \$0.00 | \$0.00 | \$350,000.00 |


| | | | | | | | | |
|--------------------|-----------------|--------|-----------------|-----------------|-----------------|-----------------|-----------------|-----------------|
| Total Final | \$45,087,255.84 | \$0.09 | \$45,087,255.93 | \$33,715,320.16 | \$33,714,260.67 | \$33,315,670.19 | \$33,315,670.19 | \$11,372,995.26 |
|--------------------|-----------------|--------|-----------------|-----------------|-----------------|-----------------|-----------------|-----------------|

“Bajo protesta de decir verdad declaramos que las cifras contenidas en este estado financiero son veraces y contiene toda la información referente a la situación y/o los resultados de COMISION DE AGUA Y ALCANTARILLADO DEL MUNICIPIO DE TEPEJI DEL RIO DE OCAMPO, HGO, afirmando ser legalmente responsables de la autenticidad y veracidad de las mismas, y asimismo asumimos la responsabilidad derivada de cualquier declaración en falso sobre las mismas”.


Elaboro

L.C. LUCINA BERNARDINO RAMOS
 SUBD. DE ADMON Y FINANZAS


Autorizo

M.D.F. KARINA MONROY MONROY
 DIRECTOR GENERAL


Vo.Bo.
C. NADIA ANGELICA VAZQUEZ MULERO
 COMISARIO